


# Student Research Center

---

Tutorial



## Student Research Center

powered by EBSCOhost

[Sign In](#) | 
 [Folder](#) | 
 [Preferences](#) | 
 [Help](#) | 
 [Exit](#)

Springfield Library System

New Search
Dictionary
Encyclopedia

Basic Search
[Advanced Search](#) | 
 [Visual Search](#) | 
 [Search Other Databases](#) | 
 [Title Lists](#)

Find: 
SEARCH
CLEAR

SEARCH BY TOPIC

- Arts & Media
- English & Language Arts
- Business
- Careers
- Current Issues
- Health
- History
- Math
- Science
- Social Studies
- Sports
- Technology

Include when searching:

Check All
Uncheck All

Magazines	Newspapers	Books & Encyclopedias	Biographies	Radio & TV News Transcripts
<input checked="" type="checkbox"/>	<input checked="" type="checkbox"/>	<input checked="" type="checkbox"/>	<input checked="" type="checkbox"/>	<input checked="" type="checkbox"/>
Country Reports	State/Province Reports	Primary Source Documents	Photos, Maps & Flags	Film & Video
<input checked="" type="checkbox"/>	<input checked="" type="checkbox"/>	<input checked="" type="checkbox"/>	<input checked="" type="checkbox"/>	<input checked="" type="checkbox"/>

Welcome to EBSCO's *Student Research Center (SRC)* tutorial. The *SRC* was developed to offer middle and high school students an easy-to-use, graphically appealing interface, which highlights content such as biographies, maps, and encyclopedias.

Basic Search    [Advanced Search](#) | [Visual Search](#) | [Search Other Databases](#) | [Title Lists](#)

Find:        

**SEARCH BY TOPIC**

- Arts & Media
- English & Language Arts
- Business
- Careers
- Current Issues
- Health
- History
- Math
- Science
- Social Studies
- Sports
- Technology

**Include when searching:**       

Magazines	Newspapers	Books & Encyclopedias	Biographies	Radio & TV News Transcripts
<input checked="" type="checkbox"/>	<input checked="" type="checkbox"/>	<input checked="" type="checkbox"/>	<input checked="" type="checkbox"/>	<input checked="" type="checkbox"/>
Country Reports	State/Province Reports	Primary Source Documents	Photos, Maps & Flags	Film & Video
<input checked="" type="checkbox"/>	<input checked="" type="checkbox"/>	<input checked="" type="checkbox"/>	<input checked="" type="checkbox"/>	<input checked="" type="checkbox"/>

**Top Searches**

- [Flu Shots](#)
- [Football](#)
- [President Bush](#)
- [Iraq](#)
- [Alternative Energy](#)

**Limit your results:**   

Full Text

Published Date from: Month  Year:  to Month  Year:

Lexile Reading Level:   
 200 - 950 (Grade 1 to Grade 5)  
 850 - 1100 (Grade 6 to Grade 8)  
 1050-1300+ (Grade 9 to Grade 12)

Lexile Reading Score:

We'll begin on the Basic Search screen, where users can enter term(s) in the **Find** field, and then click **Search**, for results from all of the Source Types below the **Find** field. Users can focus/narrow results using Limiters located under the Source Type icons.

Basic Search    [Advanced Search](#) | [Visual Search](#) | [Search Other Databases](#) | [Title Lists](#)

Find:        

[Refine Search](#)    [Add search to folder](#)    [Display link to search](#)    [Create alert for this search](#)

Results for *global warming AND Automatically "And" search...*

Filter results by

All Results	Magazines	Newspapers	Books & Encyclopedias	Biographies	Radio & TV News Transcripts	Primary Source Documents	Photos
-------------	-----------	------------	-----------------------	-------------	-----------------------------	--------------------------	--------

All Results: 1-10 of 30668    Page: 1 [2](#) [3](#) [4](#) [5](#) [Next](#)    Sort by:     [Add \(1-10\)](#)

<b>Narrow Results by Subject</b> <a href="#">GLOBAL warming</a> <a href="#">LETTERS to the editor</a> <a href="#">GLOBAL temperature changes</a> <a href="#">CLIMATOLOGY</a> <a href="#">CLIMATIC changes</a> <a href="#">BREAK Through: From the Death of Environmentalism to the</a>	<b>1. <a href="#">Can Anyone Stop It?</a></b> By: McKibben, Bill. New York Review of Books, 10/11/2007, Vol. 54 Issue 15, p38-40, 3p; (AN 26776703)	<a href="#">Add</a>
	<b>2. <a href="#">Shades of Green: 4 people, 4 paths to change</a></b> By: Kim, Gina. Sacramento Bee, The (CA), 10/08/2007; (AN 2W62W61176176598) <a href="#">HTML Full Text</a>	<a href="#">Add</a>
	<b>3. <a href="#">EDITORIAL: Carmakers refusal to change rejected</a></b> New Haven Register (CT), 10/08/2007; (AN 2W62W62223354954) <a href="#">HTML Full Text</a>	<a href="#">Add</a>

All Source types represented in the Result List are shown at the top. Users may click on any Source Type icon to view those results only.

The screenshot shows the Student Research Center interface. At the top, there is a navigation bar with links for Sign In, Folder, Preferences, Help, and Exit. Below this, there are buttons for New Search, Dictionary, and Encyclopedia. A search bar is present with a 'Find:' label and 'SEARCH' and 'CLEAR' buttons. A sidebar on the left lists various topics, with 'Technology' selected. The main content area shows a 'Search within current topic:' section for 'Technology', with a list of subtopics and checkboxes. The 'Internet' checkbox is checked. There are also three small images on the right side of the subtopic list.

The *Student Research Center* interface also features a unique alternative search method, via the Topics list. When a user clicks on any Topic, it is presented with subtopics, any of which can be checked and included in the search. Topic Searching provides a broad range of topics on which users can focus their research, and additional search refinement capabilities.

[Advanced Search](#) | [Search History / Alerts](#) | [Visual Search](#) | [Search Other Databases](#) | [Title Lists](#)

**Find:**  in

in

in  [Add Row](#)

---

**SEARCH BY TOPIC**

- Arts & Media
- English & Language Arts
- Business
- Careers
- Current Issues
- Health
- History
- Science
- Social Studies
- Sports
- Technology

**Include when searching:**

**Document Types**

- Magazines
- Newspapers
- Books & Encyclopedias
- Biographies
- Radio & TV News Transcripts
- Country Reports
- State/Province Reports
- Primary Source Documents
- Photos, Maps & Flags

**Limit your results:**

**Full Text**

**Peer Reviewed**

**Publication**

**Expand your search to:**

- Apply additional terms to query
- Also search within the full text of the articles
- Automatically "And" search terms

The Advanced Search screen includes Basic Search screen features, and expanders. Search expanders provide users with the ability to add additional words to query (Thesaurus), search within the full text of the articles, or insert an "and" between search terms to ensure that all terms are included in each result.

The screenshot shows the Student Research Center interface. At the top, there is a navigation bar with 'Sign In', 'Folder', 'Preferences', 'Help', and 'Exit'. Below this, the 'Teacher Resources' button is highlighted. The main search area includes a 'Find:' input field, 'SEARCH', and 'CLEAR' buttons. A red circle highlights the search database selection options: 'All' (selected), 'Academic Search Premier', 'ERIC', and 'Professional Development Collection'. On the left, another red circle highlights the 'Curriculum Standards' section, which includes links for 'United States', 'Canada', and 'DoDEA Schools', as well as 'Additional Links' for 'U.S. Department of Education Web Sites' and 'DoDEA Web Site'. The 'Limit your results:' section on the right contains various filters such as 'Full Text', 'Scholarly (Peer Reviewed) Journals', 'Published Date from', 'Publication', 'References Available', 'Publication Type', and 'Document Type'.

The **Teacher Resources** screen button is available when at least one of these databases is present: *Academic Search Elite or Premier, ERIC, or Professional Development Collection*. This screen includes database selection capability, links to curriculum standards for the U.S., Canada, and DoDE Activity schools, and links to the DOE and DoDEA web sites.

**Student Research Center**  
powered by EBSCOhost

[Sign In](#) [Folder](#) [Preferences](#) [Help](#) [Exit](#)  
 Springfield Library System

New Search
Dictionary
Teacher Resources


◀ 20 of 42 ▶ [Result List](#) | [Refine Search](#)

View: [Citation](#) [HTML Full Text](#) 
[Print](#) [E-mail](#) [Save](#) [Add to folder](#)

<b>Title:</b>	RASCAL'S COUSINS. <span style="float: right; border: 1px solid yellow; padding: 2px;"><a href="#">Find More Like This</a></span>
<b>Source:</b>	<a href="#">Ranger Rick</a> ; Sep2003, Vol. 37 Issue 9, p26-26, 1p, 2c
<b>Document Type:</b>	Article
<b>Subject Terms:</b>	<a href="#">ANIMAL behavior</a> <a href="#">BEHAVIOR</a> <a href="#">RACCOONS</a> <a href="#">RASCAL (Raccoon)</a>
<b>Abstract:</b>	Presents information on the behavior of several kinds of rascal <i>raccoons</i> .
<b>Lexile:</b>	<a href="#">820</a>
<b>Full Text Word Count:</b>	156
<b>ISSN:</b>	0738-6656
<b>Accession Number:</b>	10716351
<b>Persistent link to this record:</b>	<a href="http://search.ebscohost.com/login.aspx?direct=true&amp;db=mih&amp;AN=10716351&amp;site=src-live">http://search.ebscohost.com/login.aspx?direct=true&amp;db=mih&amp;AN=10716351&amp;site=src-live</a>
<b>Database:</b>	Middle Search Plus

Users searching from the Basic, Advanced, or Teachers Resources screen can print, e-mail, or save any article from a Result List by clicking on its title link and then clicking on the Print, E-Mail, or Save link at the top of the screen.

**Student Research Center**  
powered by EBSCOhost

Sign In  Folder Preferences Help Exit

Springfield Library System

New Search Dictionary Teacher Resources




**Folder Contents**  
[Back](#) To store these items in the folder for a future session, [Sign In](#).

**Folder List**






- Articles (4)
- Images (0)
- Videos (0)
- Persistent Links to Searches (0)
- Saved Searches (0)
- Search Alerts (0)
- Journal Alerts (0)
- Web Pages (0)

**Articles**

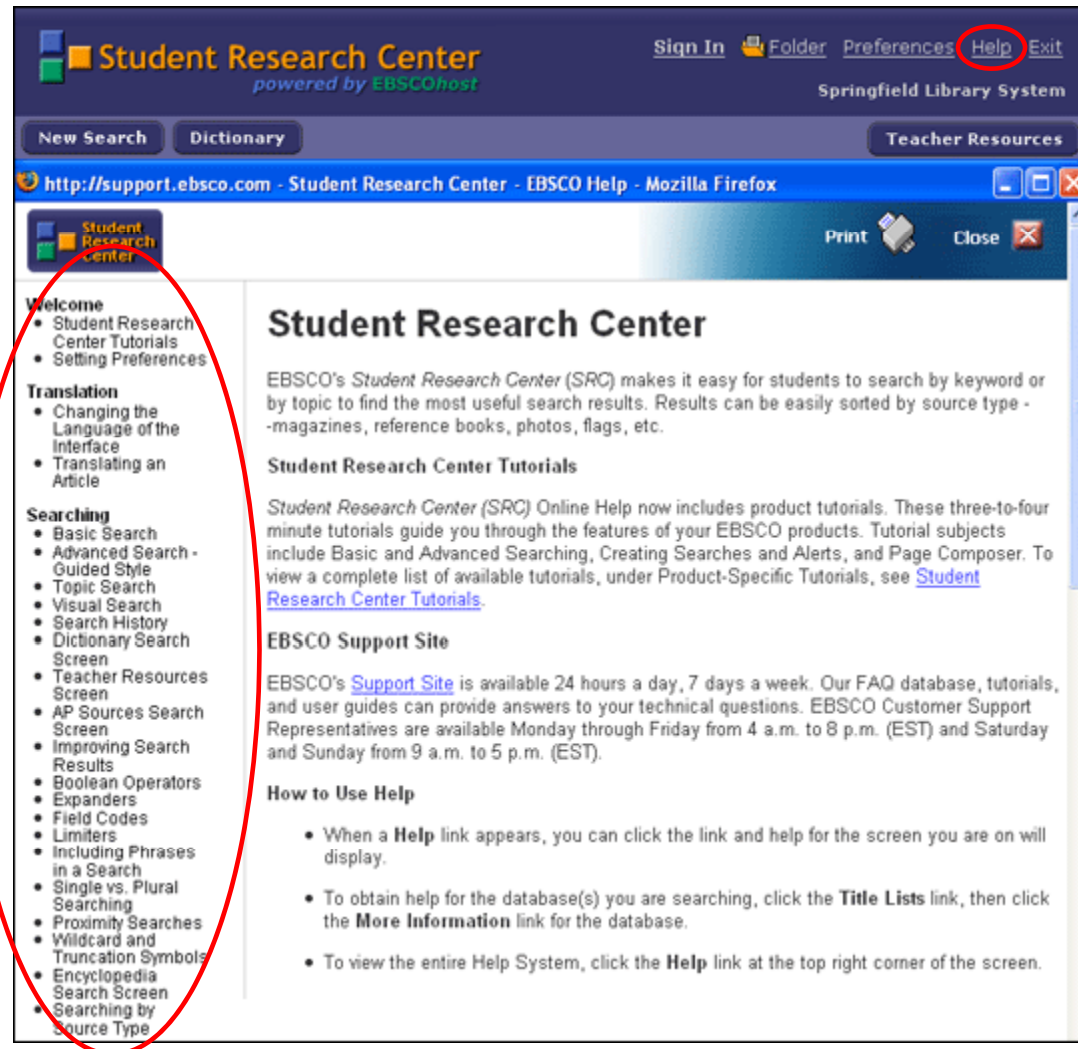
1-4 of 4 Page: 1

Select: [All](#) | [None](#) Delete: [All](#) | [Selected](#)  [Print](#)  [E-mail](#)  [Save](#)

Sort by: Name

<input type="checkbox"/>	1. <a href="#">King of the Pack</a> . Outdoor Life, Apr2004, Vol. 211 Issue 3, p22-22, 1/4p, 1c; Reading Level (Lexile): <b>1150</b> ; (AN 12480818)  <a href="#">HTML Full Text</a>  <a href="#">PDF Full Text</a> (233K)
<input type="checkbox"/>	2. <a href="#">Raccoons Forest Friends</a> . By: Gowan, Joan W.. Fun For Kidz, May/Jun2004, Vol. 3 Issue 3, p20-27, 8p, 6bw; (AN 12878097)  <a href="#">PDF Full Text</a> (1.1MB)
<input type="checkbox"/>	3. <a href="#">Rascal Raccoon</a> . By: Churchman, Deborah. Ranger Rick, Sep2003, Vol. 37 Issue 9, p21-25, 5p, 6c; Reading Level (Lexile): <b>730</b> ; (AN 10716350)  <a href="#">HTML Full Text</a>
<input type="checkbox"/>	4. <a href="#">RASCAL'S COUSINS</a> . Ranger Rick, Sep2003, Vol. 37 Issue 9, p26-26, 1p, 2c; Reading Level (Lexile): <b>820</b> ; (AN 10716351)  <a href="#">HTML Full Text</a>

To print, e-mail, or save multiple results, first add them to the folder, and then print, e-mail, or save them from inside the folder. Folder contents can be saved by clicking on the *Sign In* link, and then setting up a personalized (My SRC) folder account, at no charge.



The screenshot shows the Student Research Center interface. At the top right, there are links for 'Sign In', 'Folder', 'Preferences', 'Help', and 'Exit'. The 'Help' link is circled in red. Below this is the 'Springfield Library System' header. A navigation bar contains 'New Search', 'Dictionary', and 'Teacher Resources'. The browser address bar shows 'http://support.ebsco.com - Student Research Center - EBSCO Help - Mozilla Firefox'. The left sidebar menu is circled in red and includes sections for 'Welcome', 'Translation', and 'Searching'. The main content area is titled 'Student Research Center' and contains introductory text, a list of tutorials, and information about the support site and how to use help.

**Student Research Center**  
powered by EBSCOhost

Sign In Folder Preferences **Help** Exit  
Springfield Library System

New Search Dictionary Teacher Resources

http://support.ebsco.com - Student Research Center - EBSCO Help - Mozilla Firefox

**Welcome**

- Student Research Center Tutorials
- Setting Preferences

**Translation**

- Changing the Language of the Interface
- Translating an Article

**Searching**

- Basic Search
- Advanced Search - Guided Style
- Topic Search
- Visual Search
- Search History
- Dictionary Search Screen
- Teacher Resources Screen
- AP Sources Search Screen
- Improving Search Results
- Boolean Operators
- Expanders
- Field Codes
- Limiters
- Including Phrases in a Search
- Single vs. Plural Searching
- Proximity Searches
- Wildcard and Truncation Symbols
- Encyclopedia Search Screen
- Searching by Source Type

**Student Research Center**

EBSCO's *Student Research Center (SRC)* makes it easy for students to search by keyword or by topic to find the most useful search results. Results can be easily sorted by source type - magazines, reference books, photos, flags, etc.

**Student Research Center Tutorials**

*Student Research Center (SRC)* Online Help now includes product tutorials. These three-to-four minute tutorials guide you through the features of your EBSCO products. Tutorial subjects include Basic and Advanced Searching, Creating Searches and Alerts, and Page Composer. To view a complete list of available tutorials, under Product-Specific Tutorials, see [Student Research Center Tutorials](#).

**EBSCO Support Site**

EBSCO's [Support Site](#) is available 24 hours a day, 7 days a week. Our FAQ database, tutorials, and user guides can provide answers to your technical questions. EBSCO Customer Support Representatives are available Monday through Friday from 4 a.m. to 8 p.m. (EST) and Saturday and Sunday from 9 a.m. to 5 p.m. (EST).

**How to Use Help**

- When a **Help** link appears, you can click the link and help for the screen you are on will display.
- To obtain help for the database(s) you are searching, click the **Title Lists** link, then click the **More Information** link for the database.
- To view the entire Help System, click the **Help** link at the top right corner of the screen.

Click on the *Help* link for access to the complete online Help system. For additional help on this and other EBSCO products, visit EBSCO's Support Site at: <http://support.ebsco.com>

This concludes the *Kids Search* interface tutorial.