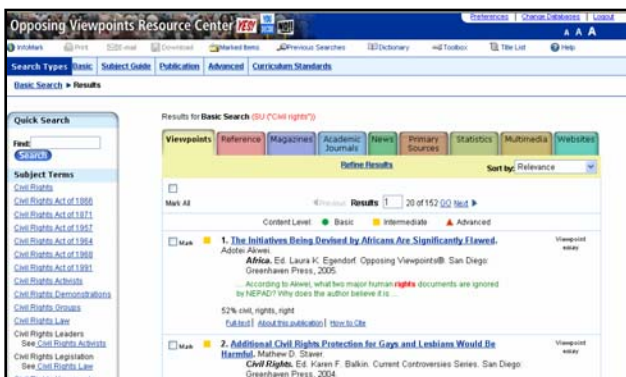


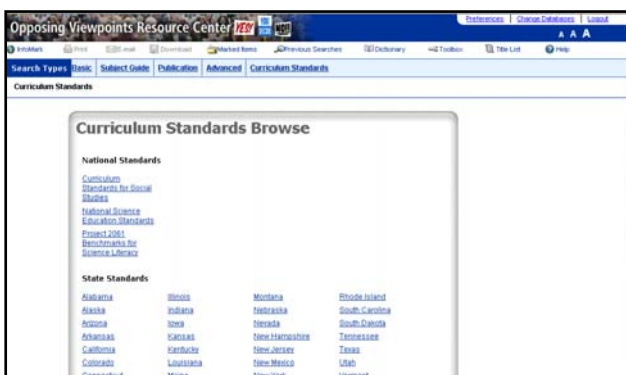
VIEWING YOUR RESULTS

Once you execute a successful search, you will view a results list. Scan the list of titles to locate one to fit your research needs. To use your results list click on the hyperlinked text to read the document. You may also view reference, magazines, academic journals, news, creative works, primary sources, and multimedia results by clicking on the tabs at the top of the search results list. Tabs with no results are "grayed out" and will not work.

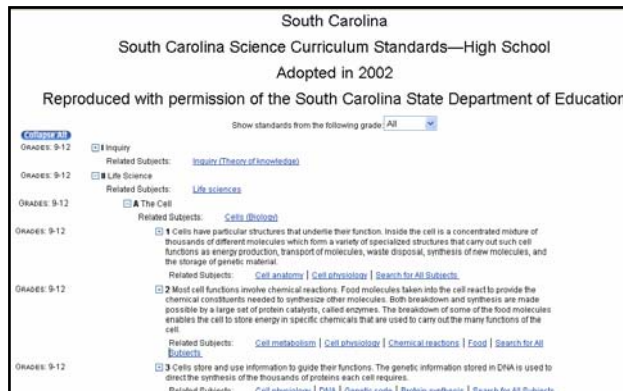


CURRICULUM STANDARDS SEARCH

Use the **Curriculum Standards** search if you are looking for content in the *Opposing Viewpoints Resource Center* database that correlates with National and/or State Educational curriculum standards.



Choose **Curriculum Standards** from the database toolbar. Choose the set of standards you wish to view. Further narrow your search by selecting the specific subject area and grade level. Click a plus sign (+) to expand (show) sublevels or click a minus sign (-) to collapse (hide) a level. When a curriculum standard has been fully expanded, you'll find links to **Related Subjects** which will take you to content that supports the educational standard you are viewing as depicted in the picture in the next column over.



TOOLS

On the home page and throughout subsequent screens, you will find additional tools to assist you. They include:

- Merriam-Webster's Collegiate **Dictionary** for immediate lookups
- A **Toolbox** that holds the "must haves" for a great paper, presentation, or research project: the *Research Guide* and *Research Tools*
- **Email, Print, and Download** buttons
- **InfoMarks** indicating web pages operating on persistent URLs
- A link to access and edit your **Previous Searches**
- A link to access the database **Title List**
- And a **Help** screen



If you require further assistance with *Opposing Viewpoints Resource Center*, please consult your librarian.